

# CALL FOR ENTRIES

## AMERICAN SOCIETY OF LANDSCAPE ARCHITECTS 2009 AWARDS

**Professionals:** Entry forms due Friday, February 6;  
Submissions must be received by Friday, February 20.


**Students:** Entry forms due by Friday, May 29;  
Submissions must be received by Friday, June 12.



landscape  
architecture

Each year, the ASLA Professional Awards honor the best in landscape architecture from around the globe, while the ASLA Student Awards give us a glimpse into the future of the profession.

Award recipients receive featured coverage in *Landscape Architecture*, the magazine of ASLA, and in many other design and construction industry and general interest media. Award recipients, their clients, and advisors will be honored at the Awards Presentation Ceremony followed by a special champagne reception during the ASLA Annual Meeting and EXPO in Chicago, September 18-22, 2009.

 Printed with soy inks on recycled paper by a carbon neutral printing facility.



**Mixed Sources**

Product group from well-managed forests, controlled sources and recycled wood or fiber  
[www.fsc.org](http://www.fsc.org) Cert no. SW-COC-  
© 1996 Forest Stewardship Council

2008 GENERAL DESIGN HONOR AWARD · Gannett/USA Today Headquarters  
by Michael Vergason Landscape Architects, Ltd.

Photo by MWLA

The prestige of the ASLA awards program relies in large part on the high-caliber juries that are convened each year to review submissions.

## Professional Awards Jury



**Mark Rios**, FASLA, FAIA  
Jury Chair  
Rios Clementi Hale  
Studios  
Los Angeles, CA



**Vladimir Djurovic**,  
INTERNATIONAL ASLA  
Vladimir Djurovic  
Landscape Architecture  
Broumana, Lebanon



**Sam Grawe**  
*Dwell* Magazine  
San Francisco, CA

Joining the jury for  
selection of The  
Landmark Award on  
behalf of the National  
Trust for Historic  
Preservation:

**William H. Tishler**,  
FASLA  
University of Wisconsin  
Madison, WI



**Linda Jewell**, FASLA  
University of California  
at Berkeley  
Berkeley, CA



**Mario Nievera**, ASLA  
Mario Nievera Design,  
Inc.  
Palm Beach, FL



**Peter Lindsay Schaudt**,  
FASLA  
Hoerr Schaudt  
Landscape Architects  
Chicago, IL



**Sunny Scully**, FASLA  
Lewis Scully Gionet  
Landscape Architecture  
Washington, DC



**Elizabeth "Boo"  
Thomas**  
Center for Planning  
Excellence  
Baton Rouge, LA



**Peter Walker**, FASLA  
Peter Walker and  
Partners Landscape  
Architecture  
Berkeley, CA

## Student Awards Jury



**Warren T. Byrd Jr.**, FASLA  
Jury Chair  
Nelson Byrd Woltz  
Landscape Architects  
Charlottesville, VA



**Charles Anderson**, FASLA  
Charles Anderson  
Landscape Architecture,  
Inc.  
Seattle, WA



**Edward L. Blake**, ASLA  
The Landscape Studio,  
Landscape Architecture  
LLC  
Hattiesburg, MS



**Andrea Cochran**, FASLA  
Andrea Cochran  
Landscape Architecture  
San Francisco, CA



**Patrick Condon**, ASLA  
University of British  
Columbia  
Vancouver, BC, Canada



**Ned Cramer**  
*Architect* Magazine  
Washington, DC



**Perry Howard**, FASLA  
North Carolina A&T  
State University  
Greensboro, NC



**Mark Johnson**, FASLA  
Civitas, Inc.  
Denver, CO



**Margie Ruddick**, ASLA  
WRT  
Philadelphia, PA

# ASLA Professional and Student Awards Categories

## GENERAL DESIGN

**Recognizes:** site-specific works of landscape architecture or urban design. Professional entries in this category must be built; Student entries are not required to be built.

**Typical entries include:** public, institutional, or private landscapes, of all kinds (except residential—see next category); historic preservation, reclamation, conservation; green roofs, stormwater management, sustainable design; design for transportation or infrastructure; landscape art or installation; interior landscape design; and more.

**Criteria:** The jury will consider the quality of design and execution (for Professional entries); design context; environmental sensitivity and sustainability; and design value to the client and to other designers.

**Recognition:** The Professional Awards Jury and the Student Awards Jury may each select one Award of Excellence and any number of Honor Awards in this category.

2008 GENERAL DESIGN  
HONOR AWARD  
Lost Dog Wash Trailhead  
by Floor Associates



Photo by C. Porter Brown

## RESIDENTIAL DESIGN

**Recognizes:** site-specific works of landscape architecture for residential use. Professional entries in this category must be built; Student entries in this category are not required to be built.

**Typical entries include:** single or multi-family residential projects; activity areas for cooking, entertaining, recreation, or relaxation; sustainable landscape applications; new construction or renovation projects; historic preservation, rehabilitation, or restoration; affordable landscape concepts and innovations; small site development; private gardens; rooftop gardens; and more.

**Criteria:** The jury will consider the quality of design and execution (for Professional entries); context; environmental sensitivity and sustainability; and design value to the client and to other designers.

**Recognition:** The Professional Awards Jury and the Student Awards Jury may each select one Award of Excellence and any number of Honor Awards in this category.

2008 RESIDENTIAL DESIGN  
HONOR AWARD  
Bassil Mountain Escape by  
Vladimir Djurovic Landscape  
Architecture



Photo by Geraldine Bruneel

## ANALYSIS AND PLANNING

**Recognizes:** the wide variety of professional activities that lead to, guide, and evaluate landscape architecture design. Entries in this category are not required to be built or implemented.

**Typical entries include:** urban, suburban, rural, or regional planning efforts; development guidelines; transportation planning, town planning, or campus planning; plans for recovery or reclamation of brown-field sites; environmental planning in relation to legislative or policy initiatives or regulatory controls; cultural resource reports; cultural and natural resources protection, conservation, or historic preservation planning; and more.

**Criteria:** The jury will consider the quality of the analysis and planning effort; context; environmental sensitivity and sustainability; likelihood of successful implementation; and value to the client, the public, and other designers.

**Recognition:** The Professional Awards Jury and the Student Awards Jury may each select one Award of Excellence and any number of Honor Awards in this category.

2008 ANALYSIS AND PLANNING  
AWARD OF EXCELLENCE  
Viet Village Urban Farm by Mossop  
+ Michaels, Urban Landscape Lab  
LSU, and Tulane City Center

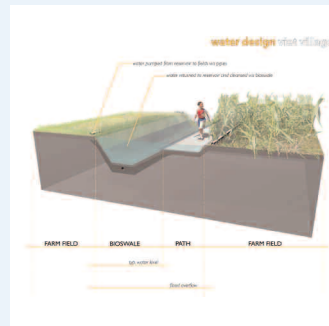


Photo by Mossop+Michaels

## RESEARCH

**Recognizes:** research that identifies and investigates challenges posed in landscape architecture, providing results that advance the body of knowledge for the profession.

**Typical entries include:** scientific research on topics related to the practice of landscape architecture; investigations into methods, techniques, or materials related to the practice of landscape architecture; studies of relationships of landscape architecture to law, education, public health and safety, or public policy; and more.

**Criteria:** The jury will consider how the research is framed; the context and resources of the study; the methods of inquiry; the results of investigation; and the lesson value of the research conclusions to the field at large.

**Recognition:** The Professional Awards Jury and the Student Awards Jury may each select one Award of Excellence and any number of Honor Awards in this category.

**Note:** An official entrant in this category is not required to be a landscape architecture professional or a full member of ASLA, but may be an Affiliate member, or join as an Affiliate member in order to enter.

In partnership with the Council of Educators in Landscape Architecture and *Landscape Journal*.

**cela**  
COUNCIL OF EDUCATORS  
IN LANDSCAPE ARCHITECTURE

**LANDSCAPE  
JOURNAL**

## COMMUNICATIONS

**Recognizes:** achievements in communicating landscape architecture works, techniques, technologies, history, or theory, and the lesson value to an intended audience.

**Typical entries include:** print media, film, video, audio, CD, or DVD formats; online communications; interpretive design; exhibition design; and more.

**Criteria:** The jury will consider the effectiveness of the message presentation, the innovation in approach or delivery, and the value to the intended audience.

**Recognition:** The Professional Awards Jury and the Student Awards Jury may each select one Award of Excellence and any number of Honor Awards in this category.

**Note:** An official entrant in this category is not required to be a landscape architecture professional or a full member of ASLA, but may be an Affiliate member, or join as an Affiliate member in order to enter.

## THE LANDMARK AWARD

**Recognizes:** a distinguished landscape architecture project completed between 15 and 50 years ago that retains its original design integrity and contributes significantly to the public realm of the community in which it is located.

**Typical entries include:** parks; plazas; sculpture gardens; botanical gardens; river walks; and more. Public officials and agencies, civic and historic preservation organizations, and interested individuals and entities are encouraged to submit projects in this category.

**Criteria:** The jury will consider the project's sustained value to the community it serves and the continued relevance of the project's design expression.

**Recognition:** The Professional Awards Jury may select one Landmark Award recipient.

**Note:** An official entrant in this category is not required to be a landscape architecture professional or to join ASLA in order to enter. Local organizations, public officials, and other interested individuals are welcome to enter a qualified project in this category.

In partnership with the National Trust for Historic Preservation.



2008 COMMUNICATIONS HONOR AWARD  
*So What?* by ah'bé landscape architects



Photo by ah'bé landscape architects

2008 LANDMARK AWARD  
Tanner Fountain by Peter Walker, FASLA, and SWA Group




Photo by Alan Ward, FASLA

## THE STUDENT COMMUNITY SERVICE AWARD

**Recognizes:** *pro bono* community service by students demonstrating sound principles and values of landscape architecture.

**Typical entries include:** individual students or student organizations providing community-based advocacy or public service.

**Criteria:** The jury will consider the effectiveness related to the service and the demonstration value to other communities, students, and professionals.

**Recognition:** The Student Awards jury may select one Award of Excellence and any number of Honor Awards in this category.

## STUDENT COLLABORATION

**Recognizes:** collaborative work by landscape architecture students with students from allied and/or complementary disciplines, including those in other design fields, business, and the natural and social sciences, for example. Student entries are not required to be built.

**Typical entries include:** landscape architecture projects that meet the criteria within the categories of General Design, Residential Design, Analysis and Planning, Research, Communications, and Community Service brought about through collaborative effort among students from landscape architecture programs and allied and/or complementary disciplines.

**Criteria:** Projects submitted in this category must be team projects and each team must include at least one landscape architecture student and one non-landscape architecture student. The jury will evaluate the project under the criteria outlined in the appropriate category and will also consider the demonstration of collaboration among the disciplines represented on each team.

**Recognition:** The Student Awards jury may select one Award of Excellence and any number of Honor Awards in this category.

2008 STUDENT COMMUNITY SERVICE HONOR AWARD  
The Hills Project by the University of Kentucky Team



2008 STUDENT COLLABORATION HONOR AWARD  
Seeding Stability by the University of Pennsylvania School of Design Team



## Eligibility

Please note new eligibility requirements for 2009.

### PROFESSIONAL AWARDS

To enter the General Design, Residential Design, or Analysis and Planning categories, the official entrant must be a professional member of ASLA as an Associate, Full, or International member, or must be qualified to join ASLA in one of those categories. See Research, Communications, and the Landmark Award categories for specific eligibility. The non-member fee includes a one-year membership in ASLA.\* For information on membership qualifications, please visit [www.asla.org](http://www.asla.org) or call 1-888-999-ASLA.

The jury process is "blind." In other words, the identities of the entrant and creative team are not revealed to the jury. Members of the Professional Awards Jury, as well as the firms, organizations, or agencies they represent are not eligible to enter the Professional Awards program. ASLA retains the right to disqualify any entry that does not meet the program requirements or that presents a conflict of interest. In such cases, refunds will not be issued.

### STUDENT AWARDS

The official entrant must be a Student or Student Affiliate member of ASLA, or must be qualified to join ASLA in either of those categories in order to enter. Official entrants must provide proof of registration as a student (such as a copy of a current student identification card) during the 2008 or 2009 school year.

With the exception of the Student Collaboration category, student entries may be individual or team efforts. For all categories, all team members must be Student or Student Affiliate ASLA members in good standing (or must join ASLA) in order to enter. The non-member fee includes a one-year membership in ASLA.\* A list of all team members must be submitted with the entry form.

The jury process is "blind." In other words, the identities of the entrant and creative team are not revealed to the jury. Members of the Student Awards Jury will recuse themselves from judging any entries with which they have a conflict of interest (for example, a juror who teaches in a landscape architecture program will not judge entries submitted by students from that program). ASLA retains the right to disqualify any entry that does not meet the program requirements or that presents a conflict of interest. In such cases, refunds will not be issued.

\*The non-member entry fee provides a one-year membership in ASLA, including a subscription to *Landscape Architecture* magazine and any applicable ASLA Chapter dues. Non-members entering multiple projects may pay the non-member fee for the first entry and the member fee for any additional entries.

2008 GENERAL DESIGN HONOR AWARD  
Boston Children's Museum Plaza by Michael Van  
Valkenburgh Associates, Inc., Landscape Architects

## TO ENTER

- Complete and return the entry form with payment for each project to be submitted.
- Professional Award entry forms and payment must be received by Friday, February 6, 2009. Student Award entry forms must be received by Friday, May 29, 2009. Student official entrants must attach proof of registration as a student (such as a copy of a current student identification card). For team entries, a list of all team members must be submitted with the entry form. For Student Collaboration category entries, please identify the landscape architecture students.
- Upon receipt of your entry form, you will be sent an official, numbered entry kit for each project to be submitted. Each entry kit includes a submission binder, forms, and instructions. Submission requirements and forms are also available online at [www.asla.org](http://www.asla.org).
- Please note that each project must be submitted in the official, numbered ASLA binder provided. Deadline for submissions: Professional submissions must be received by Friday, February 20, 2009. Student submissions must be received by Friday, June 12, 2009.
- Refunds for award entries fees must be requested in writing before Friday, January 23, 2009, for professionals, and Friday, May 8, 2009, for students.

## AWARD SELECTIONS AND ANNOUNCEMENTS

The Professional Awards Jury will review all submissions March 13-15, 2009. The Student Awards Jury will review submissions June 26-28, 2009. Entrants will be notified of the results shortly following the jury meetings. The awards will be announced to the media following notification of and coordination with the recipients.

Recipients will be honored at the Awards Presentation Ceremony and a special champagne reception at the 2009 ASLA Annual Meeting and EXPO, September 18-22, 2009, in Chicago. Official entrants receiving Honor Awards or Awards of Excellence in the Student Awards program will receive a complimentary full registration to the 2009 ASLA Annual Meeting and EXPO (\$290 value). Official entrants receiving an Award of Excellence in the Student Awards program will also receive travel and hotel accommodations for the meeting (\$1,000+ value).

## QUESTIONS?

Contact Carolyn Mitchell, ASLA Honors and Awards Coordinator, at 202-216-2331 or [cmitchell@asla.org](mailto:cmitchell@asla.org).



# ASLA 2009 AWARDS ENTRY FORM

## AMERICAN SOCIETY OF LANDSCAPE ARCHITECTS 2009 AWARDS

**Professionals:** Entry forms due by Friday, February 6;  
submissions must be received by Friday, February 20.

**Students:** Entry forms due by Friday, May 29;  
submissions must be received by Friday, June 12.

Official Entrant Name:

(please print and use black or blue ink)

Check one:

ASLA Member (indicate membership type below)

ASLA

FASLA

Associate ASLA

International ASLA

Student ASLA

Student Affiliate ASLA

Non-member\* (Students include completed membership application.)

\* The non-member fee provides a one-year membership in ASLA, including a subscription to *Landscape Architecture* magazine and any applicable ASLA Chapter dues. Non-members entering multiple projects may pay the non-member fee for the first entry and the member fee for any additional entries.

Firm/School/Agency:

Street Address:

City/State/Zip:

Telephone/Fax:

Email:

**FAX TO:** 202-842-0861

**MAIL TO:** ASLA Awards Program  
American Society of Landscape Architects  
636 Eye Street, NW  
Washington, DC 20001



AWARDS ENTRY FEES	@COST	QTY	SUBTOTAL
<b>Professional Awards, ASLA Member</b>	<b>\$300</b>		
<b>Professional Awards, Non-member*</b> <i>\$600 for first entry; \$300 each additional entry</i>	<b>\$600/\$300</b>		
<b>The Landmark Award</b> <i>ASLA membership not required</i>	<b>\$50</b>		
<b>Student Awards, ASLA Member</b>	<b>\$15</b>		
<b>Student Awards, Non-member*</b> <i>\$50 for first entry, \$15 each additional entry</i>	<b>\$50/\$15</b>		

Student official entrants must attach proof of registration as a student (such as a copy of a current student identification card). For team entries, a list of all team members must be submitted with the entry form. Student Collaboration category entrants must identify the landscape architecture students on the list.

### PAYMENT INFORMATION

\_\_\_ A check in the amount of \$ \_\_\_ is enclosed in U.S. funds, payable to the ASLA Fund.

\_\_\_ VISA \_\_\_ MasterCard \_\_\_ American Express \_\_\_ Discover

For credit card entries only, entry forms may be faxed to 202-842-0861.

Credit card number:

Expiration date:

Security Code:

Print name as it appears on the card:

Signature:

# CALL FOR ENTRIES

## AMERICAN SOCIETY OF LANDSCAPE ARCHITECTS 2009 AWARDS

**Professionals:** Entry forms due Friday, February 6;  
Submissions must be received by Friday, February 20.

**Students:** Entry forms due by Friday, May 29;  
Submissions must be received by Friday, June 12.



landscape  
architecture

Photo by Marion Brenner

2008 GENERAL DESIGN HONOR AWARD  
Walden Studios by Andrea Cochran Landscape Architecture

636 Eye Street, NW Washington, DC 20001-3736  
1-888-999-ASLA 202-898-2444  
[www.asla.org](http://www.asla.org)

FPO  
Indicia